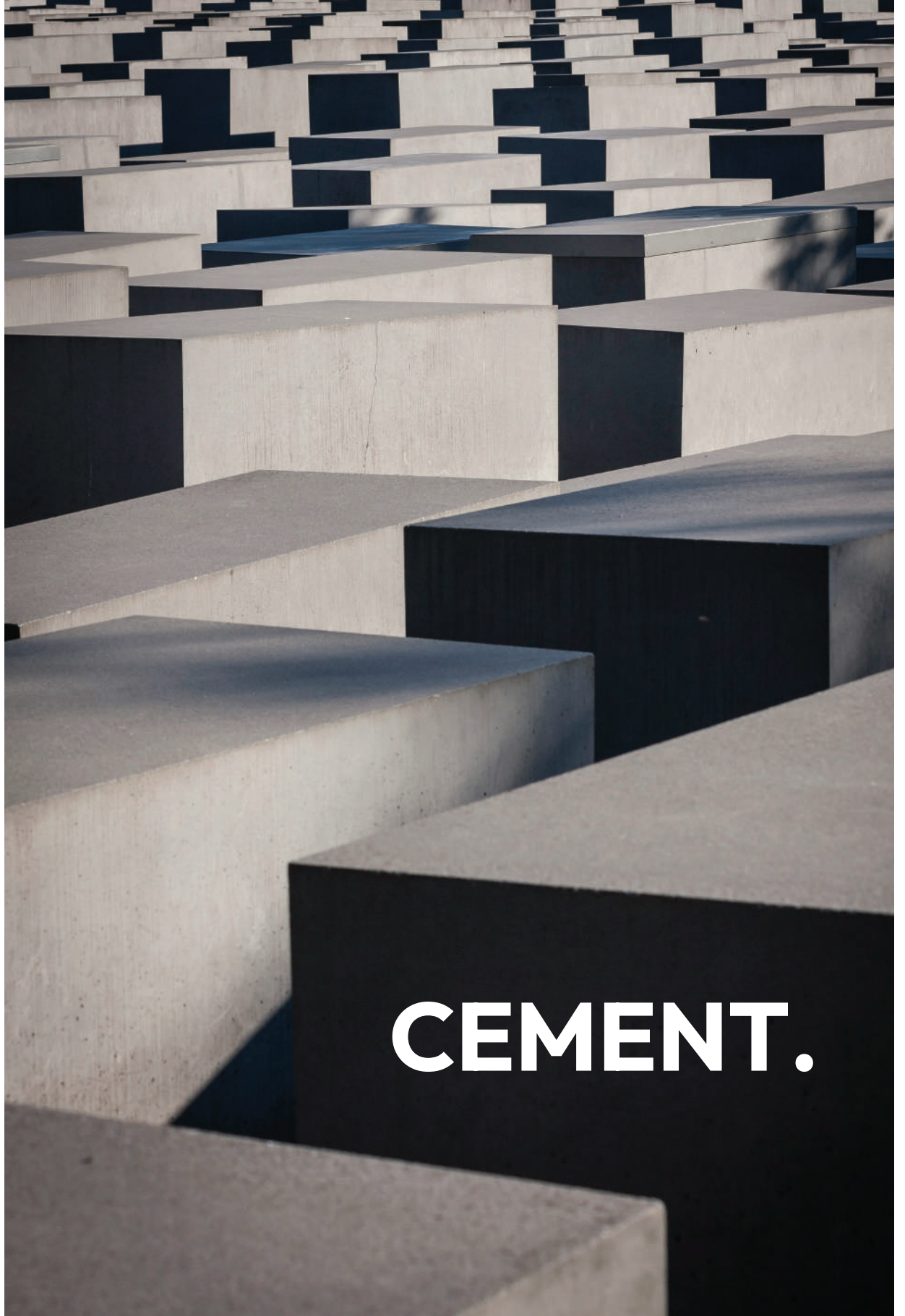





OFFICE

286 & 288, 2 1/2 Miles Jalan Ipoh, 51200
Kuala Lumpur, Malaysia.



CEMENT.


SURFACE.



POL

POLISHED


Polished surface is glossy and reflects light. It's ideal for indoor applications. Achieved through intense grinding and buffing process.



GLO

GLOSSY

Glossy tiles have a shiny finish achieved through glazing and firing.



STR

STRUCTURED

Structured tiles offer enhanced grip and visual appeal, while mimicking genuine materials for added depth and authenticity. This type of tile undergoes an embossing process.



LAP

LAPPATO

Achieved through a mechanical grinding process, lappato tiles retain some shine while maintaining a degree of slip resistance. They are suitable for both residential and commercial spaces.



SOF POL

SOFT POLISHED

Soft polishing involves a less intense buffing process, resulting in a smoother texture than a fully polished surface. It's suitable for areas where a refined yet understated look is desired.



MAT

MATTE

Matte tiles have a flat finish and don't reflect light, making them ideal for spaces where a more muted appearance is preferred, like living rooms or bedrooms.

LE GENDS.

FEATURES



TECHGRIP

Designed to offer increased slip resistance when in contact with water, TechGrip ensures a safer surface without compromising its sleek matte appearance. Perfect for spaces where safety and aesthetics are equally important.



20 MM

Exceptional strength and resistance. This thickness ensures better load-bearing capacity, making them suitable for areas that experience higher stress and traffic.



DIGITAL GLAZED

Digital Glazed tiles showcase a digitally printed glaze, delivering exceptional precision in replicating intricate patterns and textures. With vibrant and realistic visuals, these tiles elevate interior or exterior spaces, offering captivating depth and detail.



VELVET

Refers to a specialized surface texture that mimics the softness and appearance of velvet fabric. Achieved through grinding and surface treatment processes.



SUPER GLOSSY

Refinement of glossy tiles, boasting a superior luminous finish achieved through advanced and exquisite glaze materials. This elevated tile surface radiates unparalleled brilliance.



CARVING

This technique involves intricate sculpting or precise carving, resulting in rich and elaborate patterns, textures, or designs on the tiles. It adds an extra layer of sophistication, elevating the aesthetic appeal of spaces with its meticulously crafted and visually stunning surfaces.



BABYSKIN

Achieved through glazing materials, these tiles offer a smooth & soft finish which often compared to a baby's skin.

APPLICATION



INDOOR

Indoor application.



OUTDOOR

Outdoor application.



WALL

Wall application.



FLOOR

Floor application.

TILES BODY



CERAMIC

Ceramic tiles are known for their versatility and come in a variety of designs. While they are suitable for many applications, they are generally not as durable as porcelain tiles.



UNGLAZED PORCELAIN

Unglazed porcelain tiles are dense and durable. They have a natural, unpolished surface, making them ideal for high-traffic areas as they provide excellent slip resistance.



GLAZED PORCELAIN

Glazed porcelain tiles are covered with a layer of liquid glass (glaze) and fired. They are more resistant to stains and wear and come in a wide range of colors and styles.



FULL BODY

Full body tiles are made with consistent color and material throughout the entire thickness of the tile. Even if the tile chips, the color remains the same, making them a popular choice for high-traffic areas.



COLORLED BODY

Colored body tiles have a colored layer beneath the surface glaze. If chipped, the color beneath is the same as the surface, providing a more consistent appearance, though they may not be as robust as full body tiles. These tiles offer a balance of style and durability.



DOUBLE LOADING

Double-loaded tiles are made by pressing two layers together, combining design flexibility on the surface with added strength from the base, suitable for moderate to heavy traffic areas.

SLIP RATING

The slip-resistance rating, often denoted by designations like R10 or R11 is a vital consideration when choosing tiles for different applications. These ratings help determine a tile's ability to provide traction and reduce the risk of slips and falls.



R10

Offer moderate slip resistance and are typically suitable for indoor spaces with low to moderate moisture levels, like residential kitchens.




R11

Tiles with an R11 rating provide higher slip resistance and are ideal for areas prone to moisture, such as bathrooms or commercial kitchens, where safety is paramount.

VARIATION

Tiles often feature color variation that can affect the overall look of a surface. This variation is classified into different categories. Understanding the different color variation categories allows you to select tiles that best match your design vision and the level of visual interest you want to achieve in your space.



V1

Minimal Variation - Tiles with V1 classification have a uniform appearance with very little or no change in color or pattern from tile to tile. These are ideal for spaces where a consistent and uniform look is desired.



V2

Slight Variation - Tiles classified as V2 may have a slight difference in color or pattern between tiles, creating a subtle and natural look. This variation adds a touch of authenticity without being too dramatic.



V3

Moderate Variation - Tiles in the V3 category exhibit a noticeable variation in color and pattern from tile to tile. This creates a more dynamic and organic appearance, adding character to the surface.



V4

Substantial Variation - V4 tiles feature a significant variation in color and pattern, resulting in a striking and bold aesthetic. These tiles are often chosen for spaces where a dramatic and unique design is desired.

Index.

CEMENT COLLECTION

CM

60cm x 120cm

Devan	01
Urban Cement	04
Morandi	15

60cm x 60cm

Arlon	18
Soho	19

30cm x 60cm 60cm x 60cm

Lecco	20
-------	----




RANDOM | 4 FACES




Smoke | DV61111M

Devan Series | 60cm x 120cm

COLORS



Smoke
DV61111M | 4 Faces



Grigio
DV61112M | 4 Faces



WALL



FLOOR



LAPPATO



MODERATE




Grigio | DV61112M



Urban Cement Series | 60cm x 120cm

COLORS



White Alyssum
U0 | 12 Faces




Eggshell White
U18 | 12 Faces




Ivory Cream
U13 | 12 Faces



Chateau Gray
U14 | 12 Faces




Taupe Gray
U15 | 12 Faces



Tranquil Dawn
U8 | 12 Faces




Neo Mint
U7 | 12 Faces



Local Green
U9 | 12 Faces



Purist Blue
U10 | 12 Faces



Blue Haze
U6 | 12 Faces




Classic Blue
U5 | 12 Faces



Blossom Pink
U4 | 12 Faces



Heart Wood
U11 | 12 Faces



Oxblood Red
U17 | 12 Faces



Blazing Yellow
U12 | 12 Faces



WALL



FLOOR



MATTE




MODERATE



White Alyssum | U0

Urban Cement Series | 60cm x 120cm


COLORS



Quiet Gray
U1 | 12 Faces



Frost Gray
U2 | 12 Faces




Dark Shadow
U3 | 12 Faces



Midnight Black
U16 | 12 Faces



RANDOM | 12 FACES



Oxblood Red | U17




Oxblood Red | U17





Classic Blue | U5

RANDOM | 12 FACES



Classic Blue | U5





RANDOM | 12 FACES



Heart Wood | U11



Heart Wood | U11

RANDOM | 12 FACES



Quiet Gray | U1




Quiet Gray | U1





White Alyssum | UO

RANDOM | 12 FACES



White Alyssum | UO






RF126724




RF126723-A

Morandi Series | 60cm x 120cm


COLORS




RF126722




RF126723



RF126724



RF126725



RF126723-A

RANDOM | 4 FACES



RF126723-A



WALL



FLOOR



MATTE



MODERATE







Iron | AR88123M

Arlon Series | 80cm x 80cm

COLORS



Ivory
AR88120M | 3 Faces



Smoke
AR88121M | 3 Faces




Grigio
AR88122M | 3 Faces



Iron
AR88123M | 3 Faces

RANDOM | 3 FACES



AR88121M | Smoke



CARVING GLAZE



WALL



FLOOR



MATTE




SLIGHT



Blanco | SOH6001

Soho Series | 60cm x 60cm

COLORS



Bianco
SOH6001 | 12 Faces



Smoke
SOH6003 | 12 Faces



Grigio
SOH6005 | 12 Faces



Charcoal
SOH6006 | 12 Faces



WALL



FLOOR



MATTE




SLIP RATING




MODERATE

Lecco Series | 30cm x 60cm , 60cm x 60cm


COLORS



Stone
LC36171R
LC66171R



Fossil
LC36172R
LC66172R



Charcoal
LC36173R
LC66173R



WALL



FLOOR



COLORED
BODY



STRUCTURED



UNIFORM



Stone | LC66171R